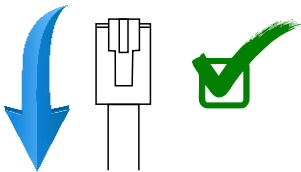
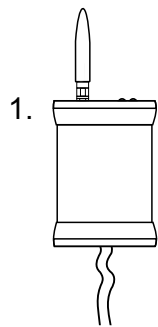


## MODEM BASICS

- Please ensure that the **MODEM** is as high up as possible on the wall and near a window
- Do not install under metal sinks or cupboards
- Ensure the aerial is upright and not installed sideways
- Keep in mind that the unit needs to communicate with mobile networks, so the signal needs to be good.

## RESET MODEM

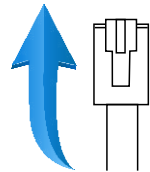
- Please ensure the modem and aerial are not covered or obstructed by items (clothing, mops etc)
- Unplug the cable. Wait 5 min. Replug into the modem. It will now reconnect with the network



4.

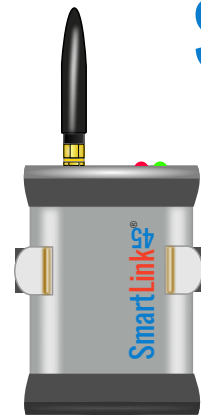


5.

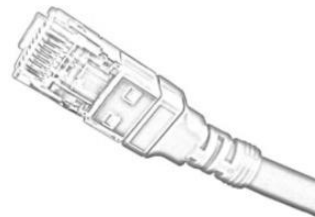


### INDICATOR LIGHTS

- **RED** light ON : **Power**
- **GREEN** light FLASHING :  
Connecting to the network
- **GREEN** slow PULSE : **Connected**



SmartLink<sup>45</sup><sup>®</sup>



METERSUK<sup>®</sup>

01524 555 929

Should you have any further queries, or require any additional information, please contact us.

